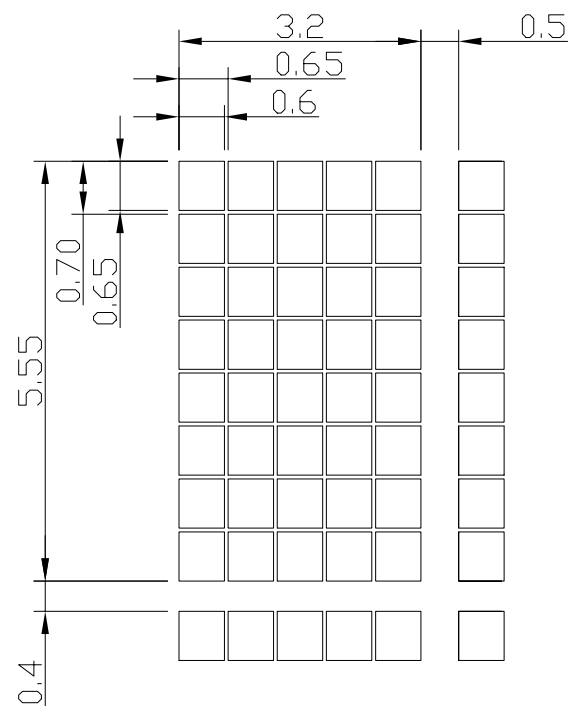
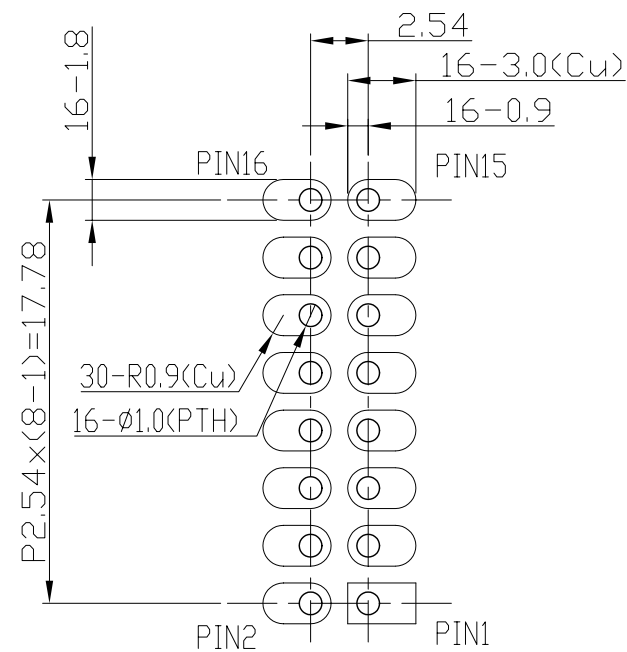


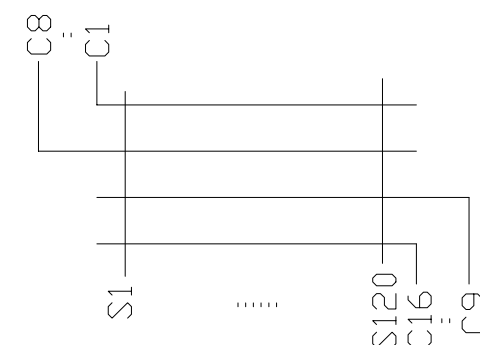
Backlight Circuit  
(No. of LEDs = 2x3pcs)  
Scale=free



Pixels Details  
Scale=10/1



#A Details  
Scale=3/1



Panel Wiring Details  
Scale=free

Terminal No.	Pin Name
1	VSS
2	VDD
3	V0
4	RS
5	R/W
6	E
7	DB0
8	DB1
9	DB2
10	DB3
11	DB4
12	DB5
13	DB6
14	DB7
15	BLA
16	BLK

Note:

- \*1. Display Type : STN, Negative, Transmissive
- \*2. Viewing Direction : 6H
- \*3. Duty : 1/16, Bias : 1/5
- \*4. Backlight Color : White
- \*5. Operating Voltage : 5.0V
- \*6. Operating Temperature : -20°C~70°C
- \*7. Storage Temperature : -30°C~80°C
- \*8. An external VR(5K) must be connected for Contrast Control

C		
B		
A		
Rev	Note	Date
Dwg	Title LMB402CFC Outline Dwg	
Dwg No.	MK-001193-1-1	Date 2006-03-04
Scale 3/2	Tol. ±0.5	Unit mm Paper Size A3
Approved	Checked	Drawn Li Shuai

**TOPWAY**