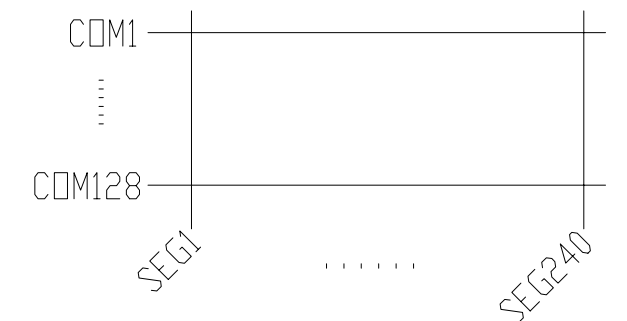


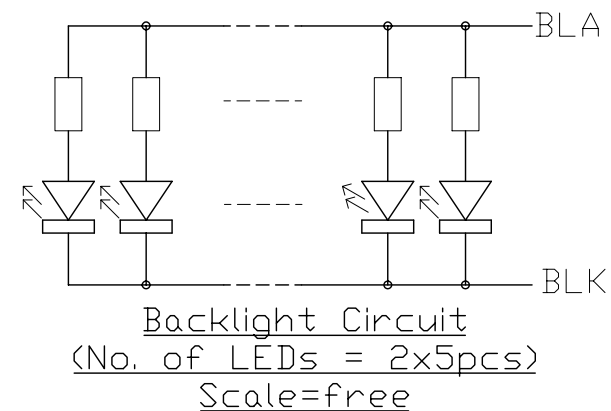
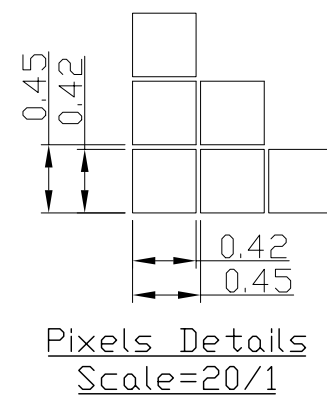
K1 Terminal	
No.	Pin Name
1	FG
2	VSS
3	VDD
4	V0
5	/WR
6	/RD
7	/CS
8	RS
9	BUSY
10	/RST
11	DB0
12	DB1
13	DB2
14	DB3
15	DB4
16	DB5
17	DB6
18	DB7
19	NC
20	VOUT
21	BLA
22	BLK
23	BLA
24	NC
25	BLK

K2 Terminal	
No.	Pin Name
1	KR7
2	KR6
3	KR5
4	KR4
5	KR3
6	KR2
7	KR1
8	KR0
9	KC7
10	KC6
11	KC5
12	KC4
13	KC3
14	KC2
15	KC1
16	KC0



Wiring Details(Top View)
Scale=Free

- Note:
- *1. Display Type : STN, Negative, Transmissive
 - *2. Viewing Direction : 6H
 - *3. Duty : 1/128, Bias : 1/12
 - *4. Operating Voltage : 3.3V
 - *5. Backlight Color : White
 - *6. Backlight Current : 170mA (5.0V TYP.)
 - *7. Operating Temperature : -20°C~70°C
 - *8. Storage Temperature : -30°C~80°C
 - *9. Controller IC : RA8803
 - *10. An external VR(25K to 50K) must be connected for Contrast Control



C		
B		
A		
Rev	Note	Date
Dwg	Title	
	LM240128RFC-1 Outline Dwg	
Dwg No.	MK-001205-1-1	Date
		2006-03-04
Scale	Tol.	Unit
6/5	±0.5	mm
Approved	Checked	Paper Size
		A3
		Drawn
		Li Shuai

TOPWAY