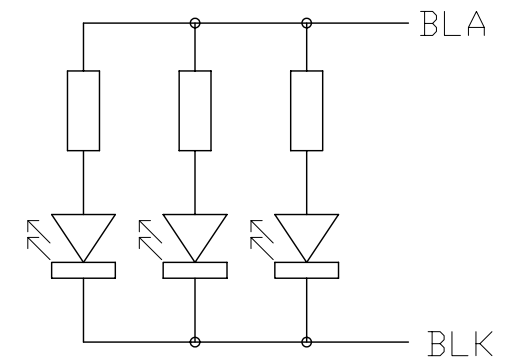
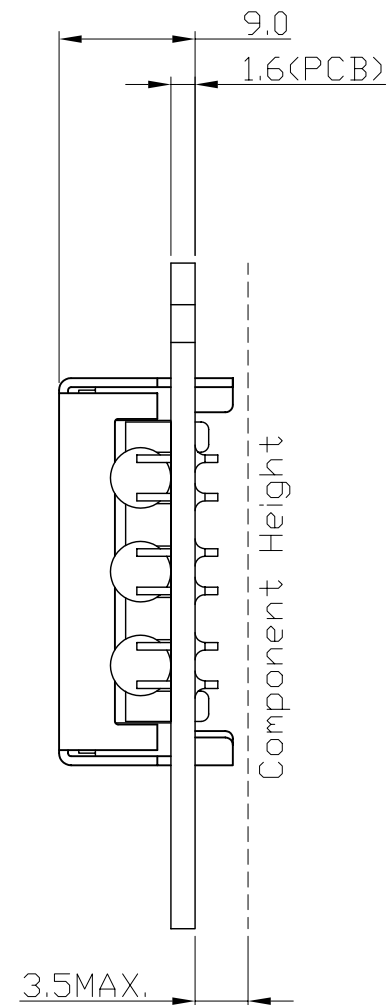
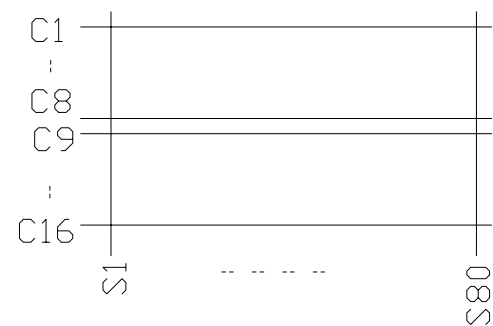


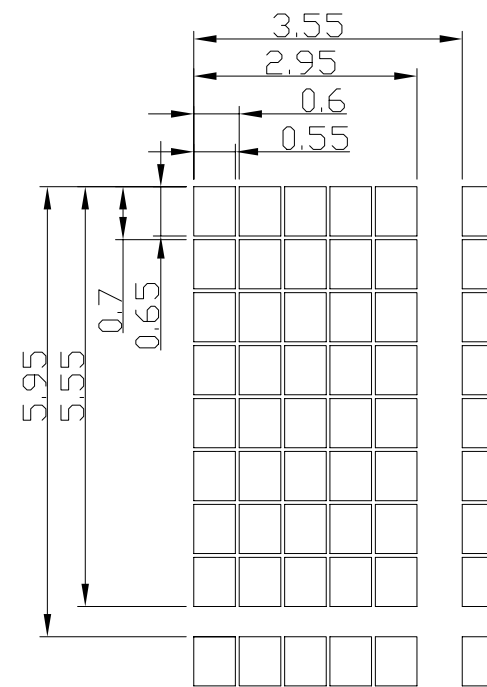
Terminal	
No.	Pin Name
1	VSS
2	VDD
3	V0
4	RS
5	R/W
6	E
7	DB0
8	DB1
9	DB2
10	DB3
11	DB4
12	DB5
13	DB6
14	DB7
15	BLA
16	BLK



Backlight Circuit  
(No. of LEDs = 3pcs)  
Scale=free



Panel Wiring Details  
Scale=free



Pixels Details  
Scale=10/1

- Note:
- \*1. LCD Display Type : STN-Blue, Negative, Transmissive
  - \*2. Viewing Direction : 6H
  - \*3. LCD Driving Duty : 1/16duty
  - \*4. Operating Voltage : 5.0V
  - \*5. Backlight Color : White
  - \*6. Operating Temperature : -10°~60°
  - \*7. Storage Temperature : -30°~70°
  - \*8. An external VR(5K) must be connected for Contrast Control

C		
B		
A		
Rev	Note	Date
Dwg	Title	
LMB162HFC Outline Dwg		
Dwg No.	MK-001242-1-1	Date
		2006-04-17
Scale	Tol.	Unit
2/1	±0.5	mm
Approved	Checked	Paper Size
		A3
		Drawn
		Li Shuai

**TOPWAY**